


AC axial fans

S-Range, Ø 350



ebm-papst • Mulfingen

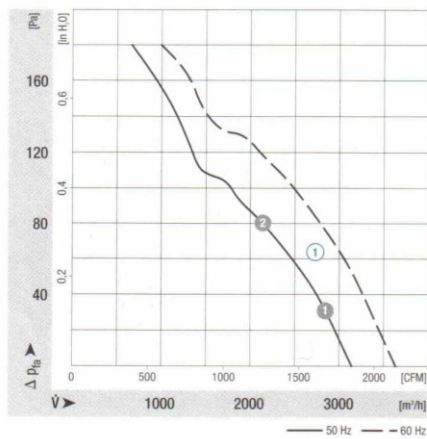
Nominal data		Characteristic	Voltage	Frequency	Air flow	Speed/rpm	Power input	Current draw	Capacitor	Noise level	Max. back pressure	Perm. amb. temp.	Mass
Type	Motor		VAC	Hz	m ³ /h	min ⁻¹	W	A	µF/VDB	dB(A)	Pa	°C	kg
*4D 350 ⁽¹⁾	M4D074-DF	①	230/400	50	3140	1420	115	0,33	---	64	180	55	3,6
			230/400	60	3630	1640	160	0,34	---	67	180	40	
*4E 350 ⁽²⁾	M4E074-DF	②	230	50	3110	1400	130	0,58	4,0/400	64	90	45	3,6
			230	60	3540	1590	190	0,83	4,0/450	67	60	45	
*6E 350	M6E074-DF	③	230	50	2120	945	65	0,31	2,0/450	54	75	70	3,6
			230	60	2460	1100	85	0,37	2,0/450	58	65	55	

subject to alterations ⁽¹⁾ 400 VAC Δ/Y for two speed steps available on request, current draw established at 400 VAC (Y) ⁽²⁾ Insulation class "F"

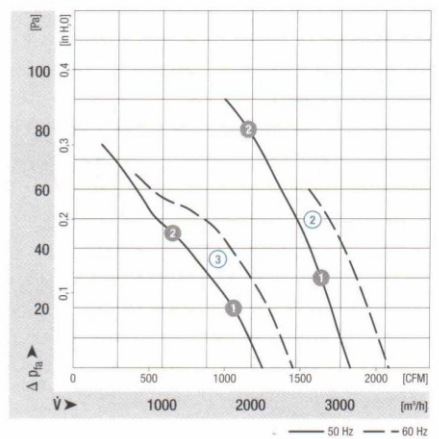
	n [min ⁻¹]	P ₁ [W]
① ①	1415	126
① ②	1385	152

	n [min ⁻¹]	P ₁ [W]
② ①	1385	140
② ②	1335	160
③ ①	930	69
③ ②	895	78

Characteristics



Characteristics



Selection	Cable exit	Direction of air flow					Dimensions	
			Type	S/A/B	c	p		
*4D 350	B	"V"	A4D350-AP08 -01	S4D350-BP08 -30	W4D350-CP08 -30	S4D350-AP08 -30	10	92
		"A"	A4D350-AP08 -02	S4D350-BP08 -31	W4D350-CP08 -31	S4D350-AP08 -31	0	86
*4E 350	B	"V"	A4E350-AP06 -01	S4E350-BP06 -30	W4E350-CP06 -30	S4E350-AP06 -30	10	92
		"A"	A4E350-AP06 -02	S4E350-BP06 -31	W4E350-CP06 -31	S4E350-AP06 -31	0	86
*6E 350	B	"V"	A6E350-AP24 -01	S6E350-BP24 -30	W6E350-CP24 -30	S6E350-AP24 -30	10	92
		"A"	A6E350-AP24 -02	S6E350-BP24 -31	W6E350-CP24 -31	S6E350-AP24 -31	0	86

